

Color Reproduction of Ink Jet Printing

Data of Ink Jet Printing

	Cyan		Magenta		Yellow	
	HA	c*	HA	c*	HA	c*
A	227	60	335	80	93	76
B	231	58	355	72	92	86
C	240	60	352	66	96	87
D	241	67	356	80	88	92
E	235	75	353	75	90	103
F	227	39	354	52	96	76
Offset	233	62	355	75	94	95
		0.579079		-0.30903		-0.539

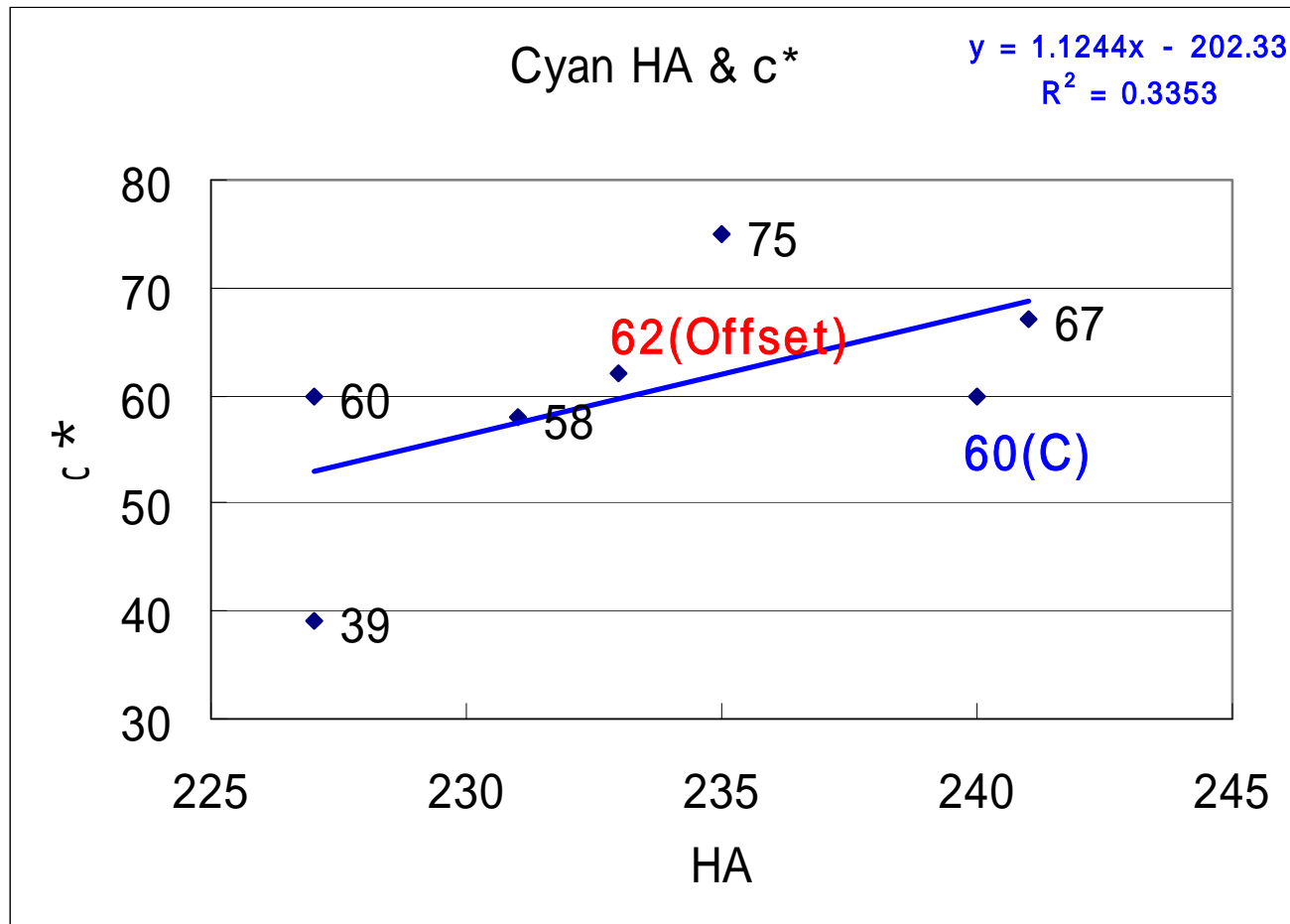
Difference of HA from Offset Printing

HA	Cyan	Magenta	Yellow	C-0	M-0	Y-0
A	227	335	93	-6	-20	-1
B	231	355	92	-2	0	-2
C	240	352	96	7	-3	2
D	241	356	88	8	1	-6
E	235	353	90	2	-2	-4
F	227	354	96	-6	-1	2
Offset	233	355	94	0	0	0

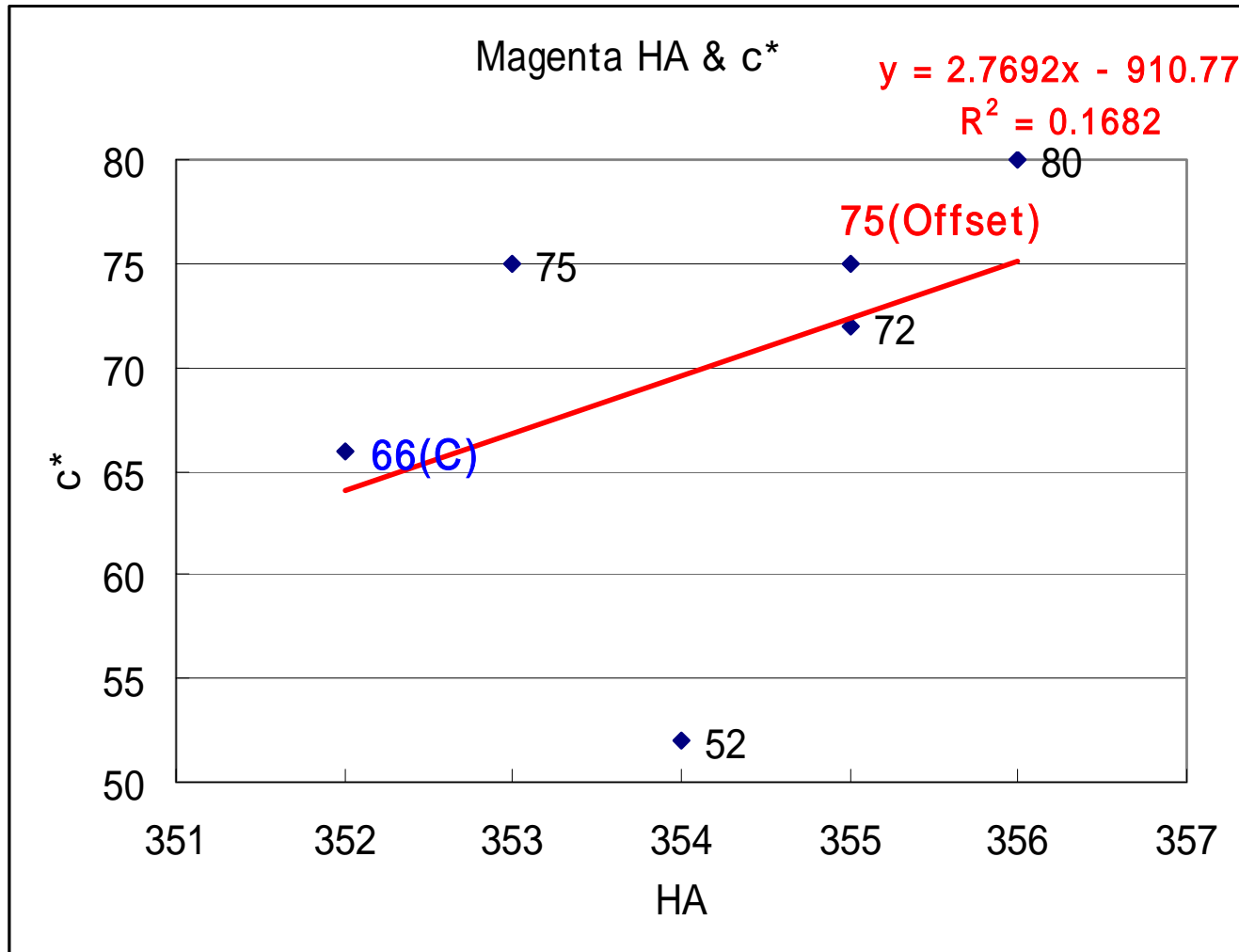
Difference of c^* from Offset Printing

c^*	Cyan	Magenta	Yellow	C-0	M-0	Y-0
A	60	80	76	-2	5	-19
B	58	72	86	-4	-3	-9
C	60	66	87	-2	-9	-8
D	67	80	92	5	5	-3
E	75	75	103	13	0	8
F	39	52	76	-23	-23	-19
Offset	62	75	95	0	0	0

Relation of HA & c* in Cyan

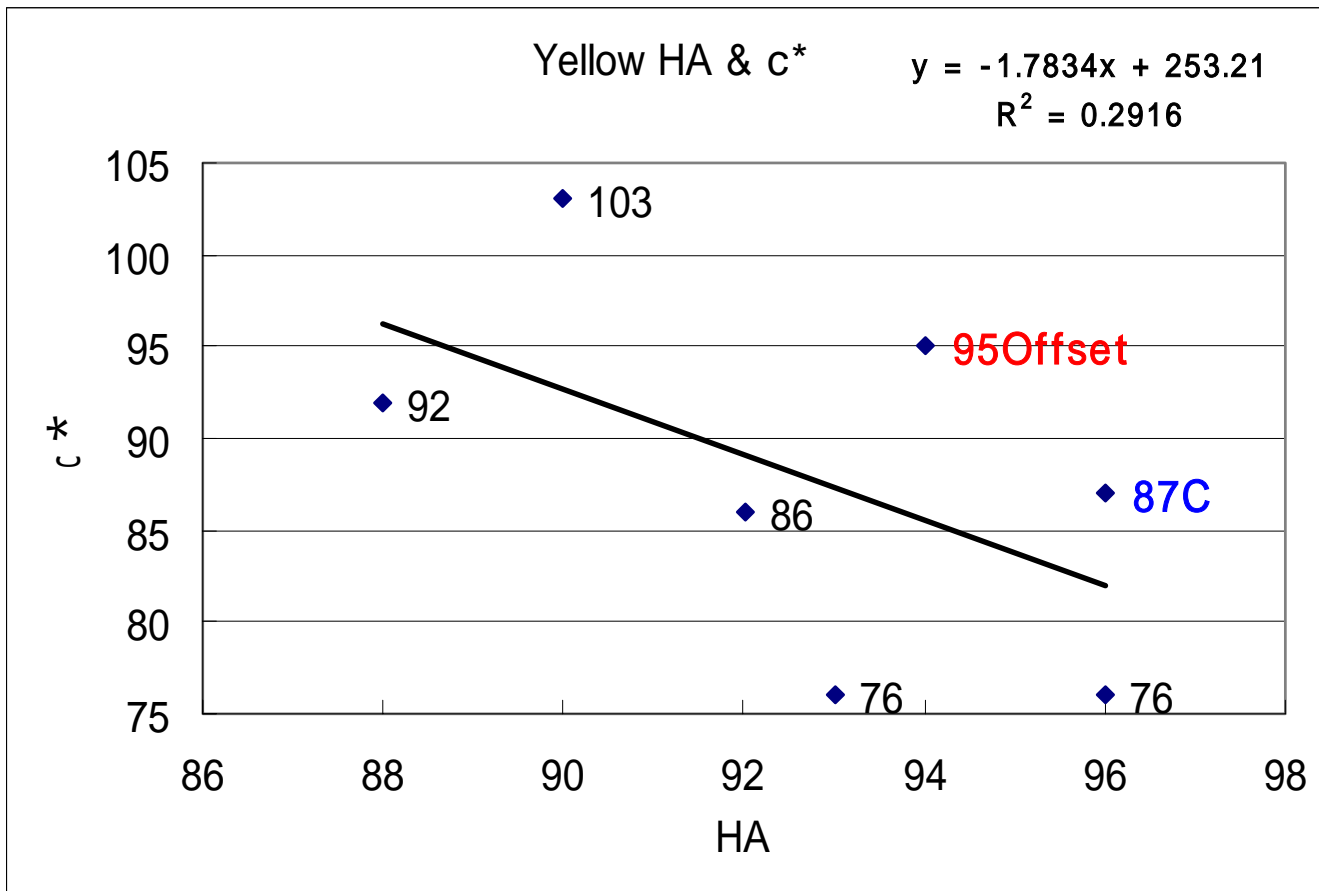


Relation of HA & c* in Magenta



2009-10-5

Relation of HA & c* in Yellow



**Difference
of HA & c*
from Offset**

	Cyan		Magenta		Yellow	
	HA	c*	HA	c*	HA	c*
A	227	60	335	80	93	76
B	231	58	355	72	92	86
C	240	60	352	66	96	87
D	241	67	356	80	88	92
E	235	75	353	75	90	103
F	227	39	354	52	96	76
Offset	233	62	355	75	94	95
		0.579079		-0.30903		-0.539

HA	Cyan	Magenta	Yellow	C-O	M-O	Y-O
A	227	335	93	-6	-20	-1
B	231	355	92	-2	0	-2
C	240	352	96	7	-3	2
D	241	356	88	8	1	-6
E	235	353	90	2	-2	-4
F	227	354	96	-6	-1	2
Offset	233	355	94	0	0	0

c*	Cyan	Magenta	Yellow	C-O	M-O	Y-O
A	60	80	76	-2	5	-19
B	58	72	86	-4	-3	-9
C	60	66	87	-2	-9	-8
D	67	80	92	5	5	-3
E	75	75	103	13	0	8
F	39	52	76	-23	-23	-19
Offset	62	75	95	0	0	0

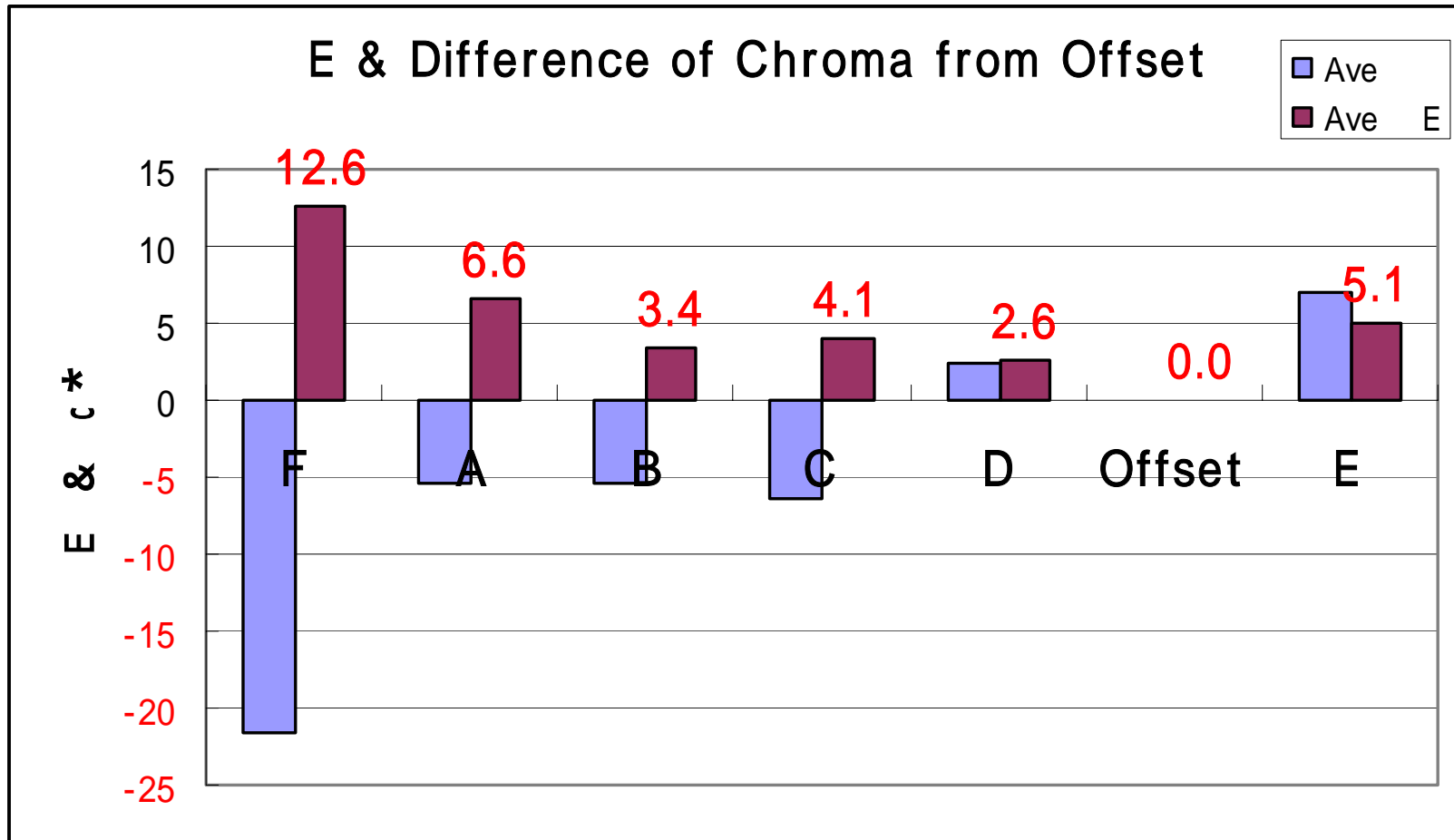
Order of Yellow Difference

HA	Cyan	Magenta	Yellow	C-O	M-O	Y-O	Ave
D	241	356	88	8	1	-6	1.00
E	235	353	90	2	-2	-4	-1.33
B	231	355	92	-2	0	-2	-1.33
A	227	335	93	-6	-20	-1	-9.00
Offset	233	355	94	0	0	0	0.00
C	240	352	96	7	-3	2	2.00
F	227	354	96	-6	-1	2	-1.67

c*	Cyan	Magenta	Yellow	C-O	M-O	Y-O	Ave
F	39	52	76	-23	-23	-19	-21.67
A	60	80	76	-2	5	-19	-5.33
B	58	72	86	-4	-3	-9	-5.33
C	60	66	87	-2	-9	-8	-6.33
D	67	80	92	5	5	-3	2.33
Offset	62	75	95	0	0	0	0.00
E	75	75	103	13	0	8	7.00

Estimate E &

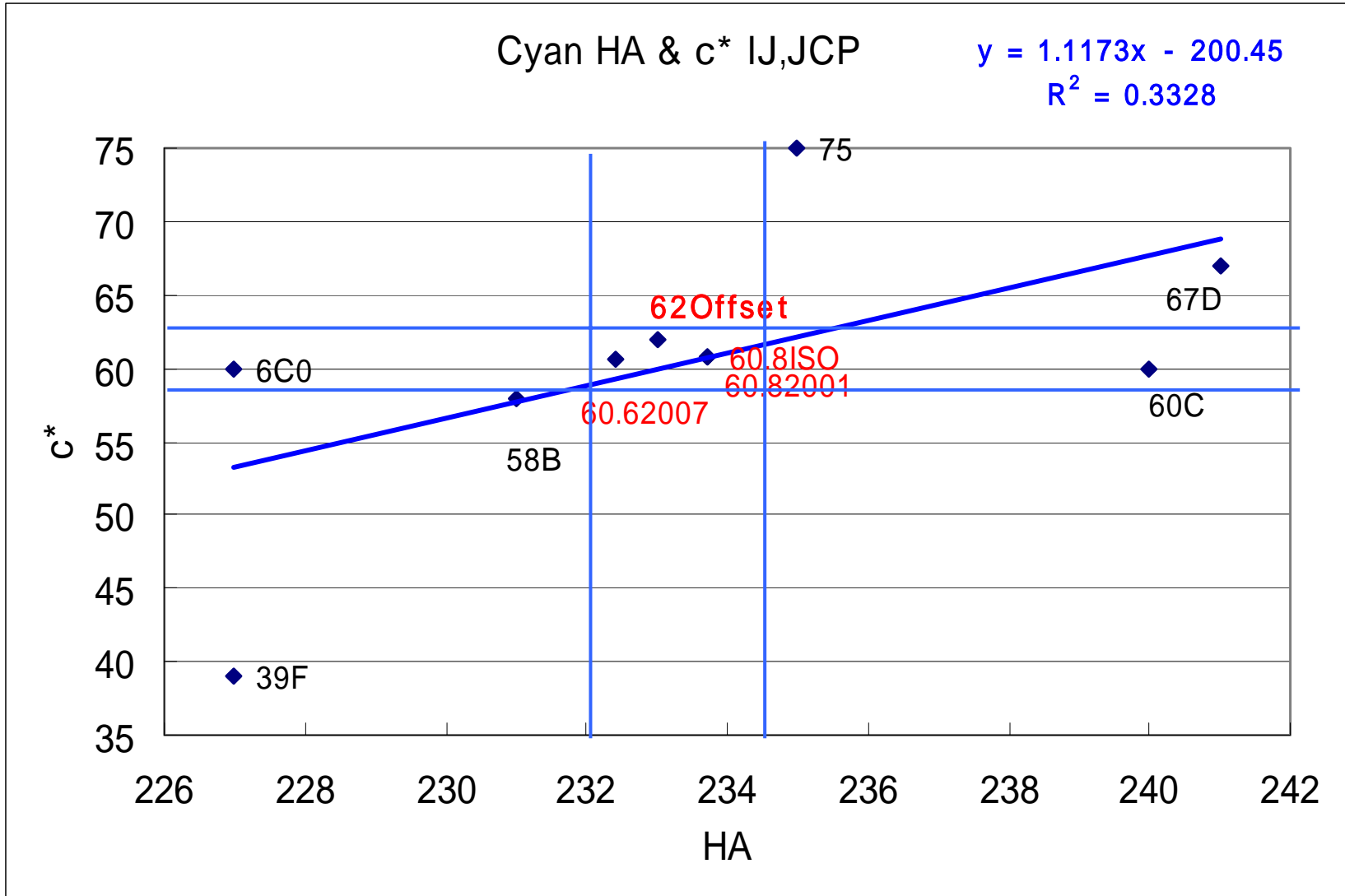
Ink Jet C is probably proper



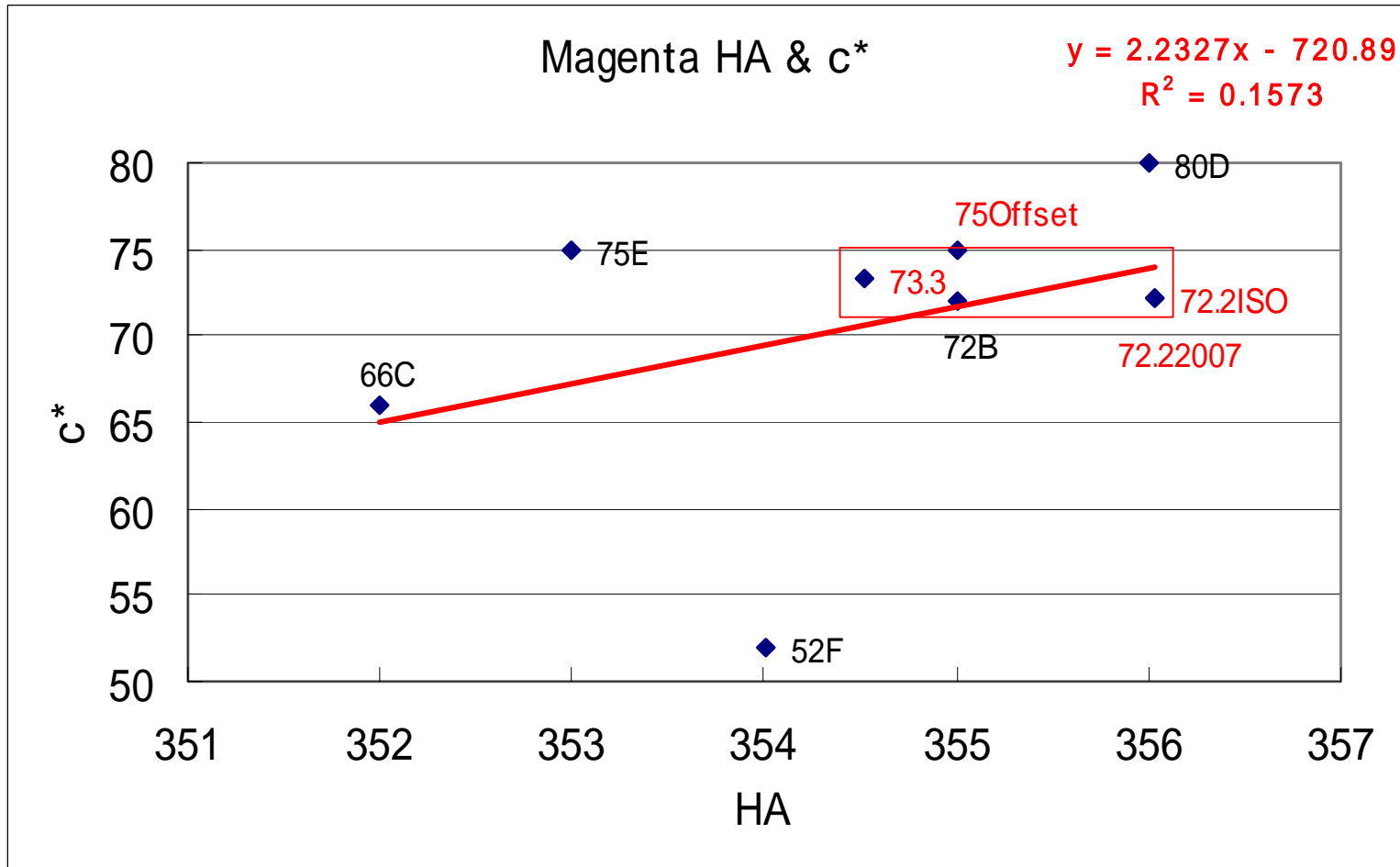
IJ & JCP, ISO

Color	Cyan		Magenta		Yellow	
HA, c*	HA	c*	HA	c*	HA	c*
IJ,A	227	60	None	None	93	76
B	231	58	355	72	92	86
C	240	60	352	66	96	87
D	241	67	356	80	88	92
E	235	75	353	75	90	103
F	227	39	354	52	96	76
Offset	233	62	355	75	94	95
ISO	233.7	60.8	356.0	72.2	93.8	90.2
JCP2001	233.7	60.8	356.0	72.2	94.3	92.3
JCP2007	232.4	60.6	354.5	73.3	93.0	93.1

IJ & JCP, ISO of Cyan

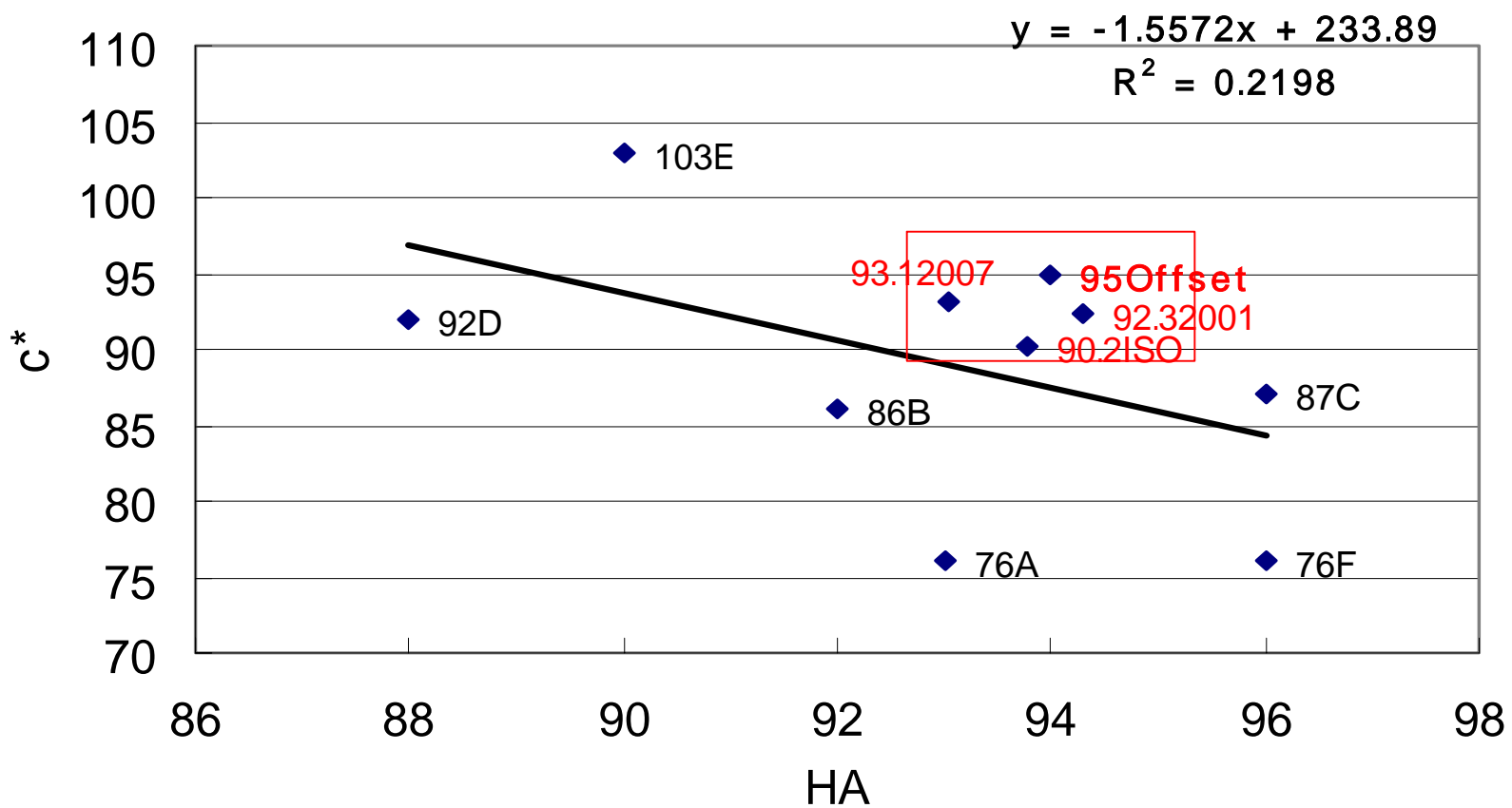


IJ & JCP, ISO of Magenta



IJ & JCP, ISO of Yellow

Yellow InkJet, Offset HA & c*

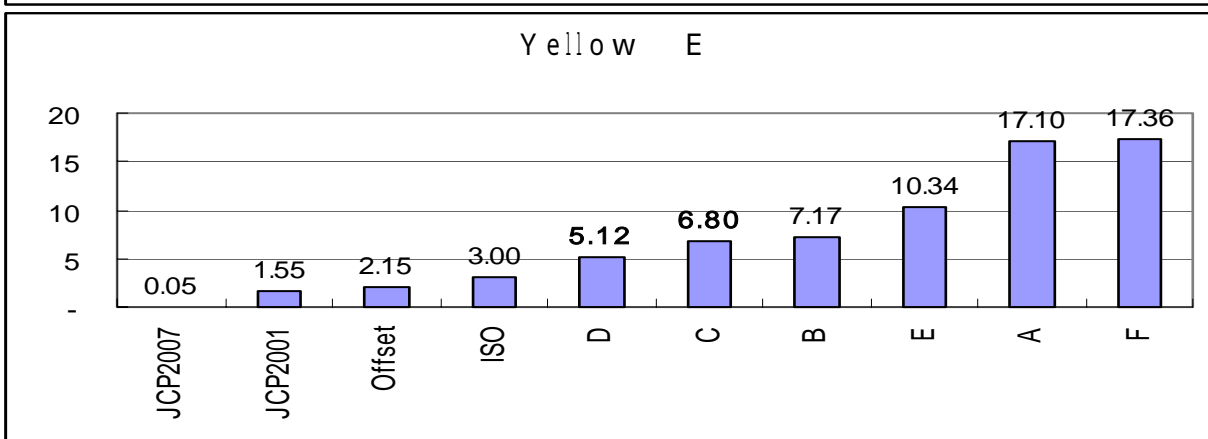
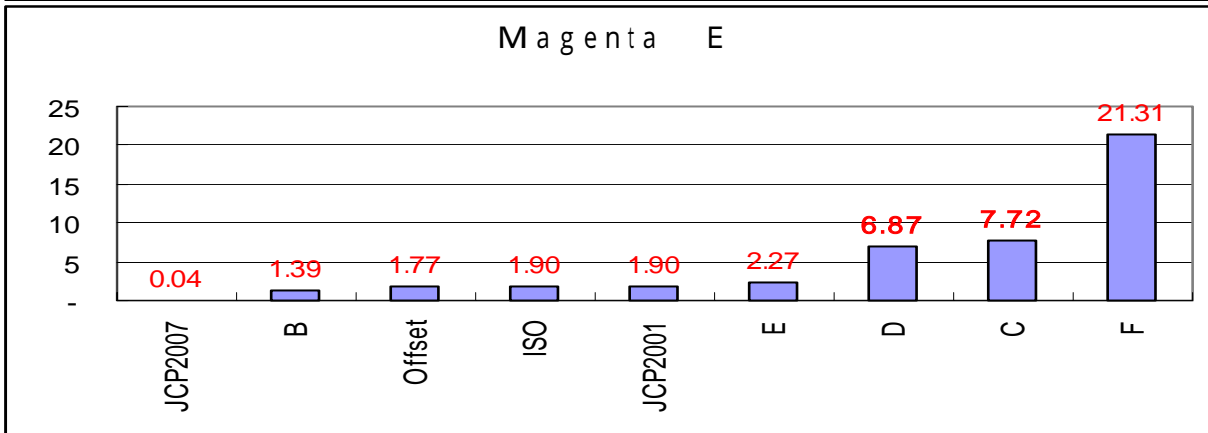
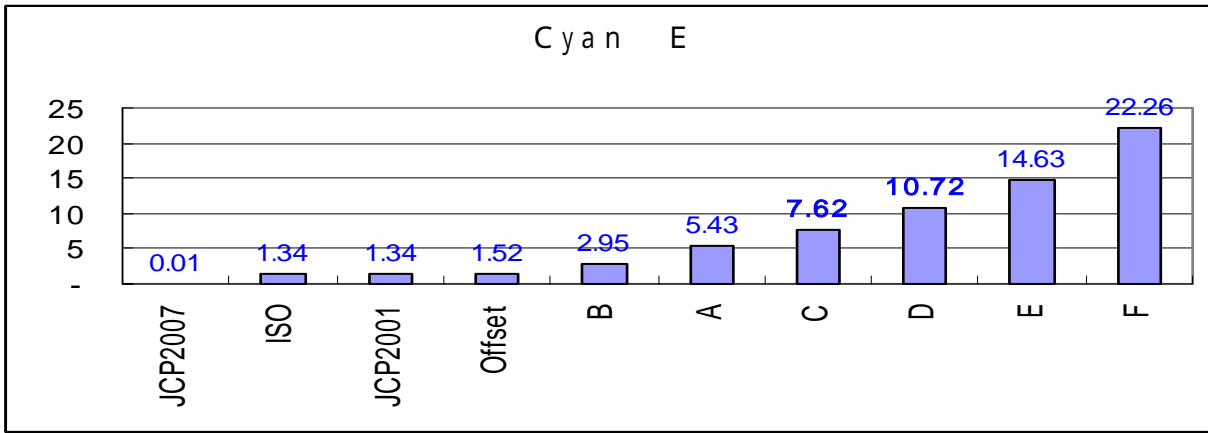


IJ C,D

Cyan	HA	C-2007	c*	C-2007
F	227	-5.4	39	-21.6
B	231	-1.4	58	-2.6
A	227	-5.4	60	-0.6
C	240	7.6	60	-0.6
JCP2007	232.4	0.0	60.6	0.0
ISO	233.7	1.3	60.8	0.2
JCP2001	233.7	1.3	60.8	0.2
Offset	233	0.6	62	1.4
D	241	8.6	67	6.4
E	235	2.6	75	14.4

Magenta	HA	M-2007	c*	M-2007
F	354	-0.50	52	-21.30
C	352	-2.50	66	-7.30
B	355	0.50	72	-1.30
ISO	356.0	1.53	72.2	-1.13
JCP2001	356.0	1.53	72.2	-1.13
JCP2007	354.5	0.02	73.3	0.03
Offset	355	0.50	75	1.70
E	353	-1.50	75	1.70
D	356	1.50	80	6.70

Yellow	HA	HA Y-2007	c*	c* Y-2007
A	93	0.00	76	-17.10
F	96	3.00	76	-17.10
B	92	-1.00	86	-7.10
C	96	3.00	87	-6.10
ISO	93.8	0.77	90.2	-2.90
D	88	-5.00	92	-1.10
JCP2001	94.3	1.31	92.3	-0.83
JCP2007	93.0	0.03	93.1	0.03
Offset	94	1.00	95	1.90
E	90	-3.00	103	9.90



Y , M , C ; Total E

Cyan	E	Magenta	E	Yellow	E	Total E
JCP2007	0.01	JCP2007	0.04	JCP2007	0.05	0.09
ISO	1.34	B	1.39	JCP2001	1.55	4.79
JCP2001	1.34	Offset	1.77	Offset	2.15	5.44
Offset	1.52	ISO	1.90	ISO	3.00	6.24
B	2.95	JCP2001	1.90	D	5.12	19.61
A	5.43	E	2.27	C	6.80	22.14
C	7.62	D	6.87	B	7.17	11.52
D	10.72	C	7.72	E	10.34	27.24
E	14.63	F	21.31	A	17.10	22.53
F	22.26			F	17.36	60.93
A; Magenta None Data						

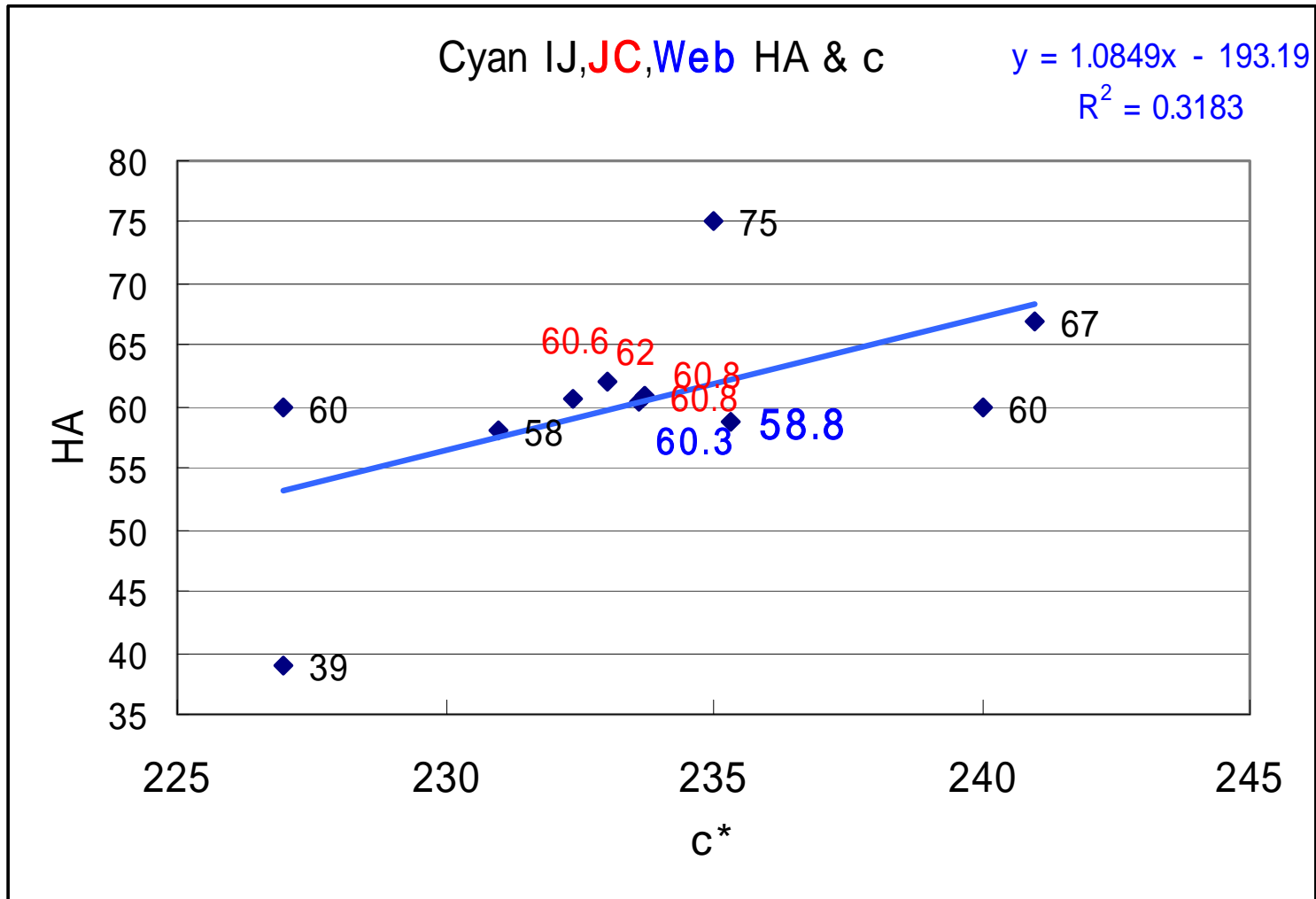
Summary

- 1、 Ink Jet Color Reproduction is widely spread in HA & Chroma.
- 2、 Offset printing color reproduction is more close in JCP & ISO.
- 3、 E of IJ Samples C & D from JCP2007 are lower
- 4、 Ink Jet Color Reproduction needs more Color control.

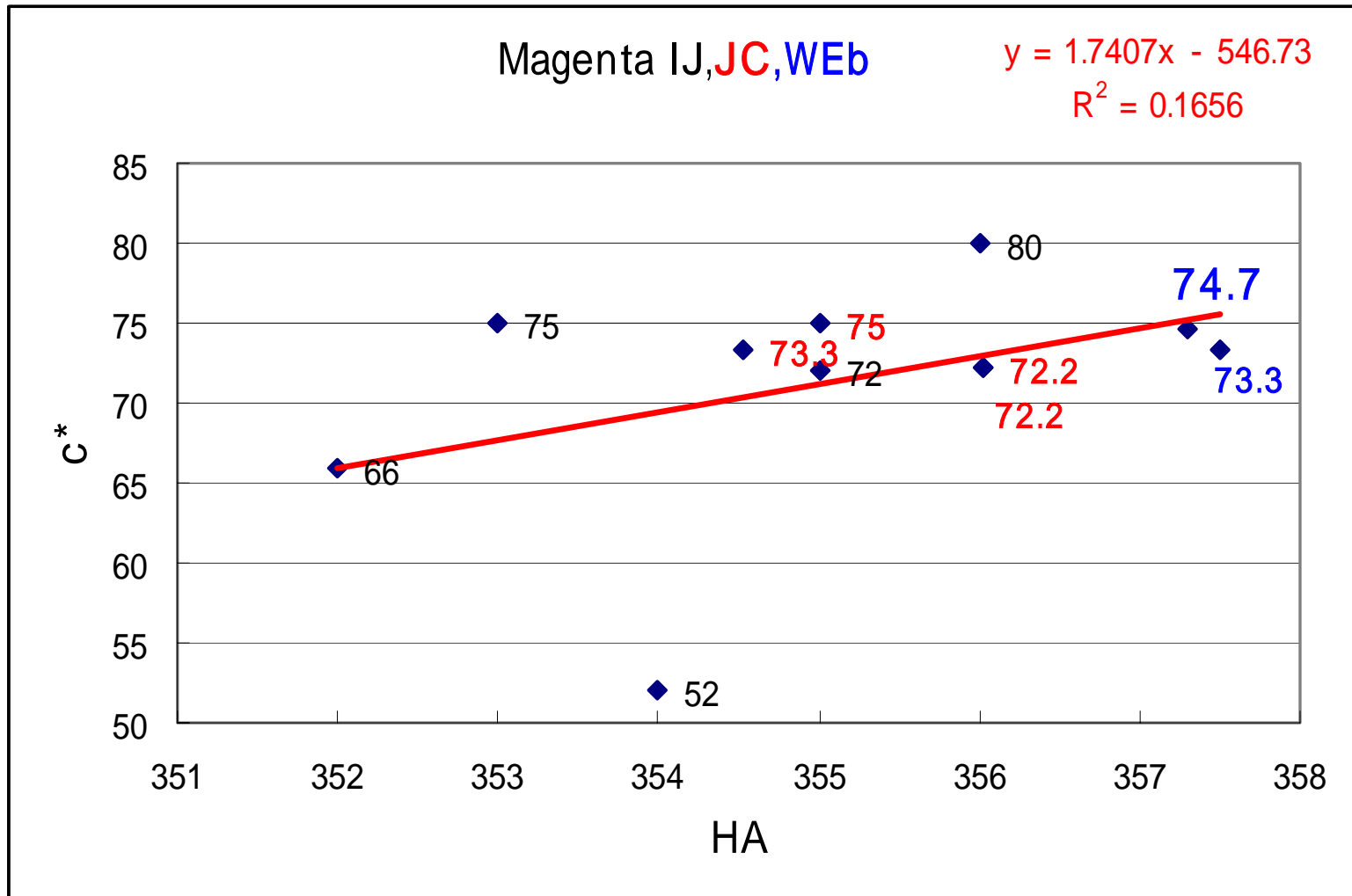
Relation of HA & c* of C,M,Y

Color	Cyan		Magenta		Yellow	
HA,c*	HA	c*	HA	c*	HA	c*
IJ,A	227	60	None	None	93	76
B	231	58	355	72	92	86
C	240	60	352	66	96	87
D	241	67	356	80	88	92
E	235	75	353	75	90	103
F	227	39	354	52	96	76
Offset	233	62	355	75	94	95
ISO	233.7	60.8	356.0	72.2	93.8	90.2
JCP2001	233.7	60.8	356.0	72.2	94.3	92.3
JCP2007	232.4	60.6	354.5	73.3	93.0	93.1
web2003	233.6	60.3	357.5	73.3	93.5	89
D-Web	235.3	58.8	357.3	74.7	93.8	94.5

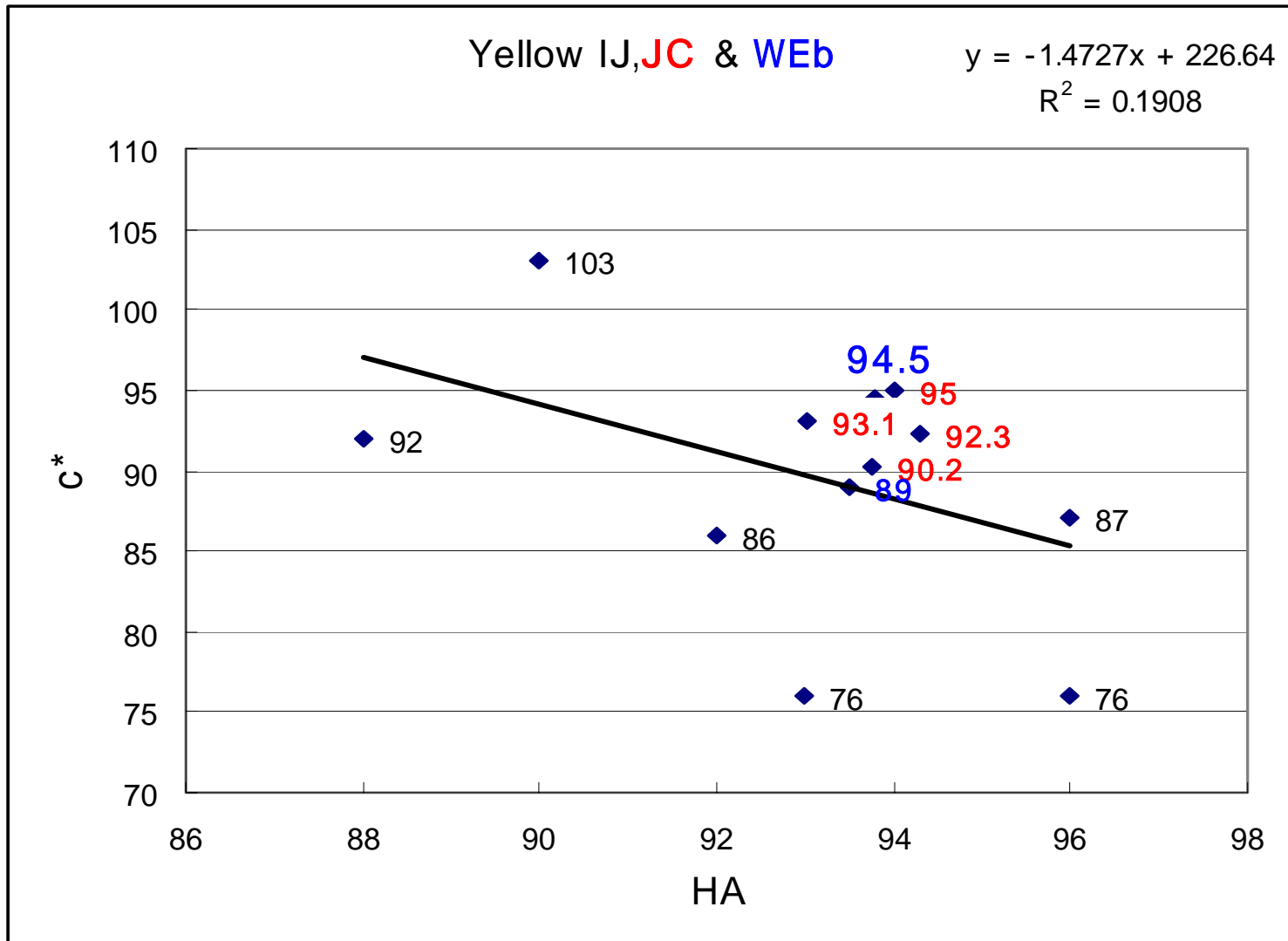
Cyan IJ, J C & Web



Magenta IJ, J C & Web



Yellow IJ, JC & Web



Relation of HA & c* of C,M,Y

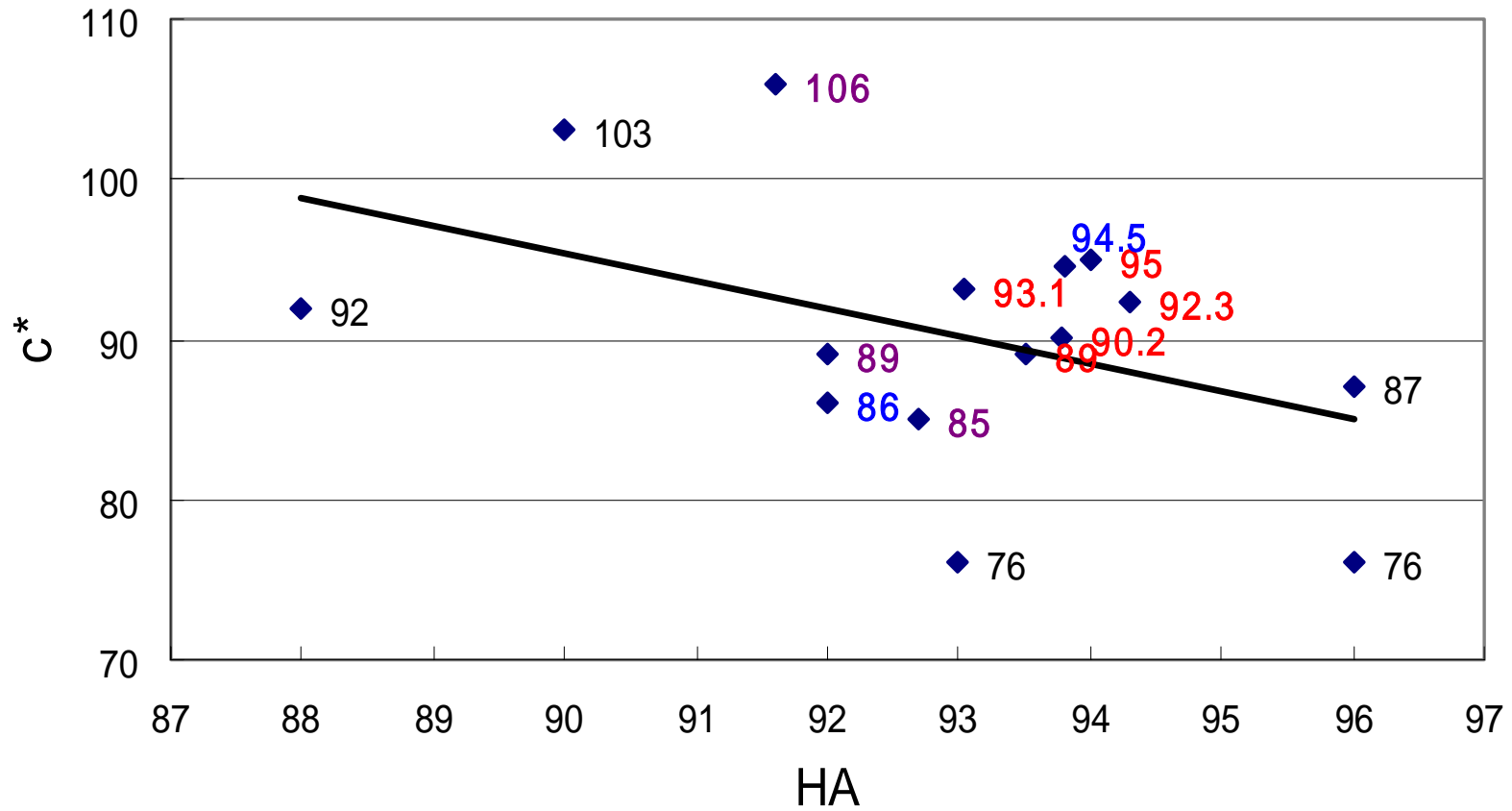
Color	Cyan		Magenta		Yellow
HA,c*	HA	c*	HA	c*	HA
IJ,A	227	60	None	None	93
B	231	58	355	72	92
C	240	60	352	66	96
D	241	67	356	80	88
E	235	75	353	75	90
F	227	39	354	52	96
Offset	233	62	355	75	94
ISO	233.7	60.8	356.0	72.2	93.8
JCP2001	233.7	60.8	356.0	72.2	94.3
JCP2007	232.4	60.6	354.5	73.3	93.0
web2003	233.6	60.3	357.5	73.3	93.5
D-Web	235.3	58.8	357.3	74.7	93.8
DHDP	240.4	64	354.1	75	92
DSP	239.7	64	355.2	74	92.7
Nova	227.6	62	351	79	91.6

Yellow IJ, J C, Web & HD

Yellow IJ, Off, Web, HD

$$y = -1.7332x + 251.32$$

$$R^2 = 0.1938$$

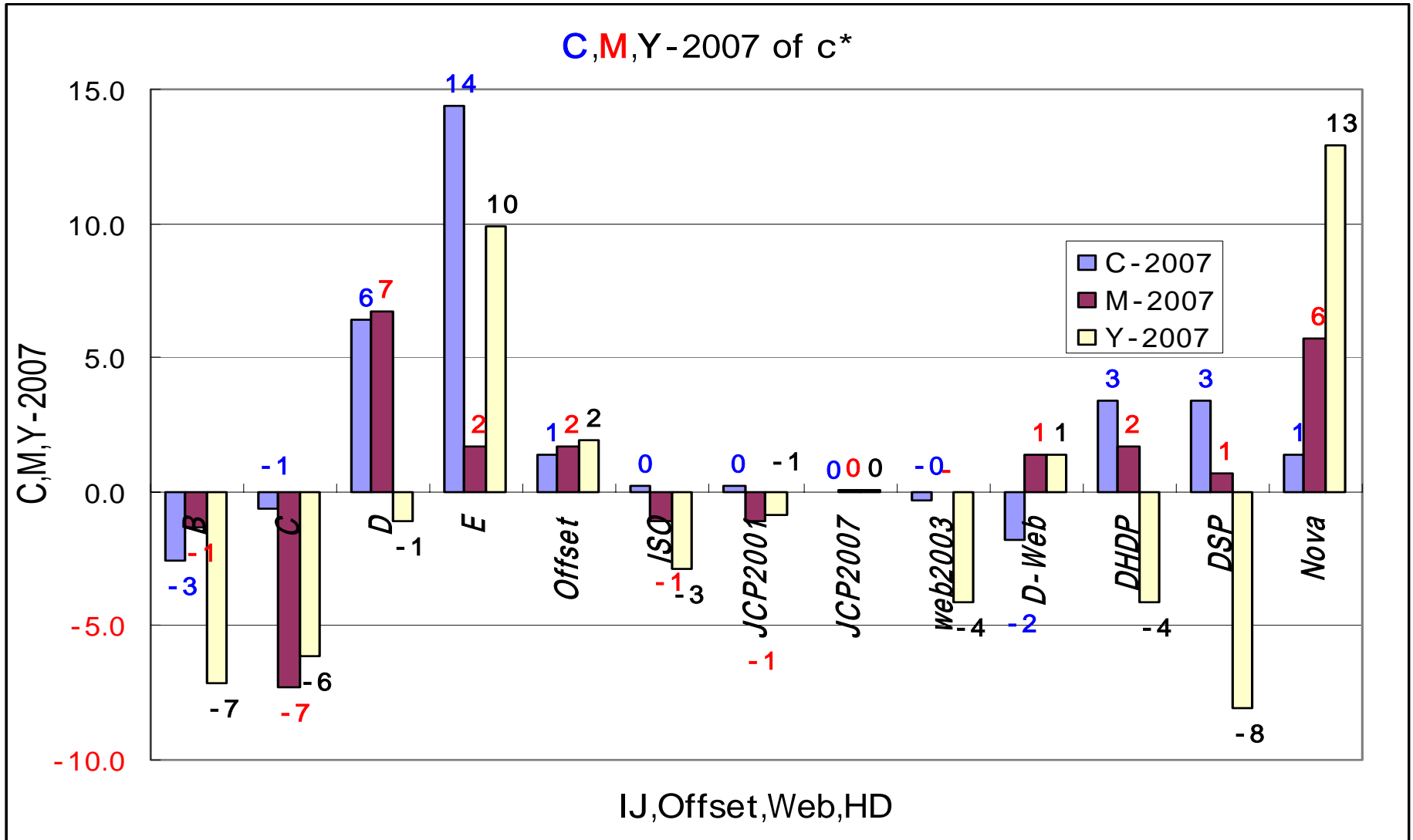


C,M,Y-JCP2007 of c*

Color	Cyan		Magenta		Yellow		from 2007
HA,c*	c*	C-2007	c*	M-2007	c*	Y-2007	MinusTotal
IJ,A	60	-0.6	None		76	-17.1	-17.7
B	58	-2.6	72	-1.3	86	-7.1	-11.0
C	60	-0.6	66	-7.3	87	-6.1	-14.0
D	67	6.4	80	6.7	92	-1.1	12.0
E	75	14.4	75	1.7	103	9.9	26.0
F	39	-21.6	52	-21.3	76	-17.1	-60.0
Offset	62	1.4	75	1.7	95	1.9	5.0
ISO	60.8	0.2	72.2	-1.1	90.2	-2.9	-3.8
JCP2001	60.8	0.2	72.2	-1.1	92.3	-0.8	-1.8
JCP2007	60.6	0.0	73.3	0.0	93.1	0.0	0.1
web2003	60.3	-0.3	73.3	0.0	89	-4.1	-4.4
D-Web	58.8	-1.8	74.7	1.4	94.5	1.4	1.0
DHDP	64	3.4	75	1.7	89	-4.1	1.0
DSP	64	3.4	74	0.7	85	-8.1	-4.0
Nova	62	1.4	79	5.7	106	12.9	20.0

Graph for C,M,Y-JCP2007 of c*

C,M,Y-2007 of c*



Total Graph for C,M,Y-JCP2007 of c*

